

SureBuilt

Concrete Forms & Accessories

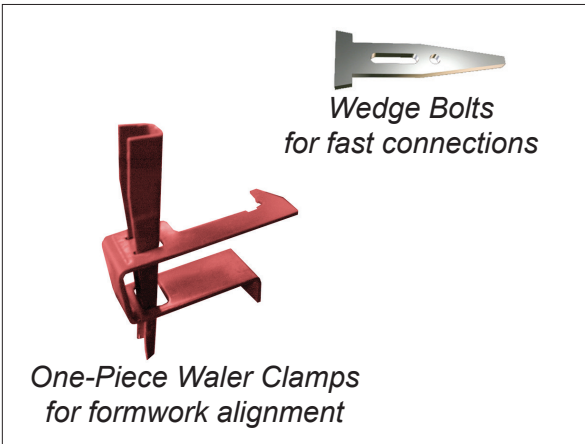


SurePly™ Forming System





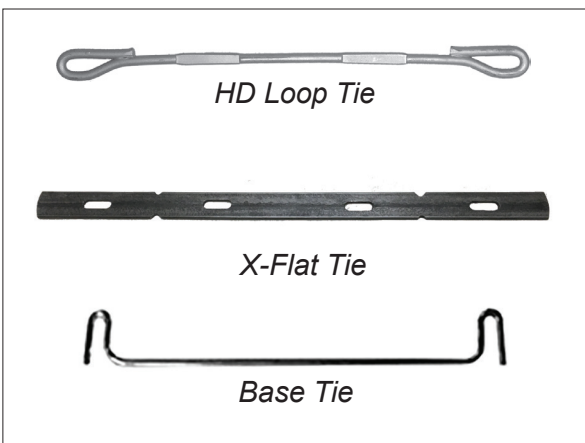
More dado slots along the side rail provide alternate tie locations “stepping” forms.



Wedge Bolts
for fast connections

One-Piece Waler Clamps
for formwork alignment

Fewer hardware components reduce form assembly time, increasing productivity.



HD Loop Tie

X-Flat Tie

Base Tie

The form, tie and hardware capacities are designed as a 1,000 psf system.

***The most economical, most versatile,
and most efficient way to form concrete!***

Two 2x8 panels are equal to the contact area of a 4x8 sheet of plywood, yet the SurePly forming system can be moved, placed, tied, poured and stripped 75% faster than job-built plywood forms.

Small or large projects, simple or cut-up layouts, and handset or gangform applications, will benefit from these SurePly Forming System features:

- High-carbon 55,000 PSI structural steel frame
- Rugged frame with 45% more weld than others
- Full 2"x2" crossmember support angle every foot
- Allowable 1,000 psf load-rated system
- Added dado slots make step footings easy
- Integral handle for carrying and setting
- Baked-on powder paint in 12 optional colors
- Long-lasting 1/2" Birch or optional HDO plywood
- Panels in heights from 3' to 10', width 24"
- Fillers in heights from 3' to 10', widths 1" to 22"
- Simple hardware for faster assembly

Rugged Frame

With nearly 45% more weld contact than others, SurePly side rails, end rails and crossmembers hold up better, with far less repair, than other brands.

2" Crossmembers

Full 2" crossmembers provide 45% more plywood contact area compared to the 1-3/8" crossmember of other brands. More support reduces “pillowing” for a better finish.

Load-rated 1,000 psf System

The form, tie and hardware capacities are designed to provide an optimal strength-to-weight ratio and 1,000 psf forming system.

More Dado Slots

Four more dado slots along each side rail provides alternate tie and hardware locations - particularly valuable when stacking or “stepping” forms.

Integral Handle

Carrying, holding and setting panels is easier and faster with the integral handle. Moving more panels means more forming productivity.

Powder Coating

The smooth, extra tough, baked-on SurePly form finish is more durable than the ordinary dip-tank painting common with other brands.

Color Options

Forms are available in a choice of 12 standard colors, which is ideal for company branding and/or identifying rental fleets. Custom colors on request.

Long-lasting Birch Plywood

All standard SurePly panels and fillers include 1/2” Birch plywood. This hardwood species and 9-ply design with 220/220 overlay provides a long-lasting form face.

HDO Plywood

1/2” HDO plywood is readily available throughout North America and often a customer preference. This optional face can be installed in panels and fillers on request.

Panel and Filler Sizes

Form layouts are quickly planned and assembled using the standard panel and filler sizes. Setting, stepping and stacking forms is more productive.

Simple Hardware

Wedge Bolts capture the form tie and adjoining side rails for a fast and simple connection. One-Piece Waler Clamps at each joint (with 2x4 lumber) provide form alignment.

Form Renovation

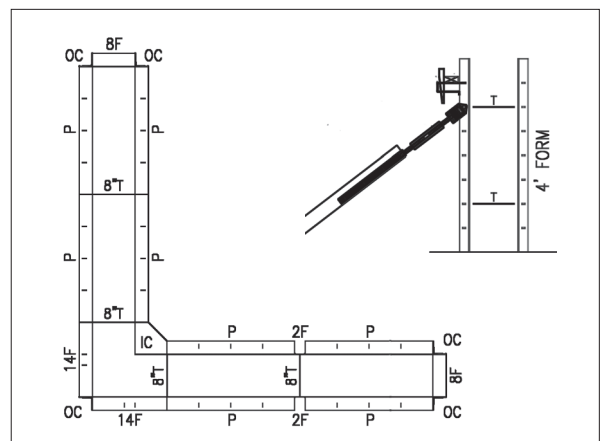
Renovation includes plywood removal, shot-blasting and painting. These “like-new” frames are then re-faced to customer specifications.



SurePly panels and fillers include 1/2” Birch plywood, a long-lasting form face.



Forms are available in a choice of 12 colors, ideal for company branding.



Project details, like corners, are quickly formed with standard SurePly components.

Bar Support – Wire slab bolsters and high chairs, with optional epoxy-coat, plastic-dip, plastic-tip or plate, to meet almost any slab requirement.

Bridge Deck – Overhang brackets and hangers provide an efficient deck forming solution for precast concrete or steel I-beam bridge structures.

Coil Ties – 2-Strut and 4-Strut designs, in standard and heavy-duty capacities, with optional cones, waterseals or custom combination, for job-built forming.

Dowels – Plates, sleeves, baskets and joint nosings for high-performance concrete floors.

Euro Rod – 15mm and 20mm taper ties, she-bolts, inner ties, washers and wing nuts compatible with European-brand forming systems.

Metal Rib – Leave-in-place, expanded galvanized mesh to form footings, bulkheads, grade beams, pier caps and blindside walls.

Pipe Braces – Contractor-preferred braces, with rated capacities and lengths ranging from 7'6" to 62'6", for almost any forming application.

Precast – Inserts, anchors, connectors and lifting systems for efficient precast concrete production.

Self-Riser – Integrated hydraulic system for multi-story building cores that virtually eliminates crane time.

Shoring – A conventional 12K load/leg system, with base plates, cross braces, screw jacks and U-heads, for productive deck support.

Snap Ties – Ties and brackets, with $\frac{3}{4}$ " plywood and 2x4 lumber, create a simple and effective plywood forming system.

Staybox – A pre-engineered and pre-assembled rebar keyway that simplifies forming at wall and deck intersections.

Stud Rail – A reinforced column-to-deck connection that reduces shearing, transfers load further into the slab and eliminates column capitals.

SurePly™ – An industry-recognized handset system, with more than 80 standard panel and filler sizes, for almost any forming application.

Tilt-Up – A start-to-finish system of lifting inserts, plates and hardware for tilt-up panel construction.

Walers – Double channel walers align panels, carry taper tie loads and maximize the surface area of almost any gang.

SureBuilt
Concrete Forms & Accessories

840 South 25th Ave
Bellwood, IL 60104
708-493-9569
www.surebuilt-usa.com

